



District Report Card: 2017


State: Tamil Nadu	District: Cuddalore
Class: 8	Subject: Language
Schools: 50	Students: 1077


Participation/Coverage


Students

 GENDER	Boys		Girls	
	Number	%	Number	%
	436	40.48	641	59.52

 AREA	Rural		Urban	
	Number	%	Number	%
	742	68.90	335	31.10

 CATEGORY	SC		ST		OBC		GEN	
	Number	%	Number	%	Number	%	Number	%
	421	39.09	15	1.39	624	57.94	17	1.58

 CWSN	LD	VI	HI	S&LD	ID	Oth
	2	0	1	3	3	2

 Management	Government		Government-aided	
	Number	%	Number	%
	743	68.99	334	31.01

Average Performance of Students in Language (%)

Overall	Gender		Area		Management		Social Group			
	Male	Female	Rural	Urban	Govt.	Aided	SC	ST	OBC	GEN
57.00	52.32	60.19	57.55	55.80	55.33	60.74	58.38	68.44	55.80	56.86

Performance on Learning Outcomes (LOs)

Learning Outcomes	Description	Average Performance(%)
L813	Read textual/non-textual materials with comprehension and identifies the details, characters, main idea and sequence of ideas and events while reading	57.00

Range of Performance of Students who Answered Correctly							
Below 30%		30% - 50%		50% - 75%		Above 75%	
Number	%	Number	%	Number	%	Number	%
138	12.81	282	26.18	432	40.11	225	20.89

Lowest Performing Learning Outcomes (LOs)

1 - Read textual/non-textual materials with comprehension and identifies the details, characters, main idea and sequence of ideas and events while reading (57.00)